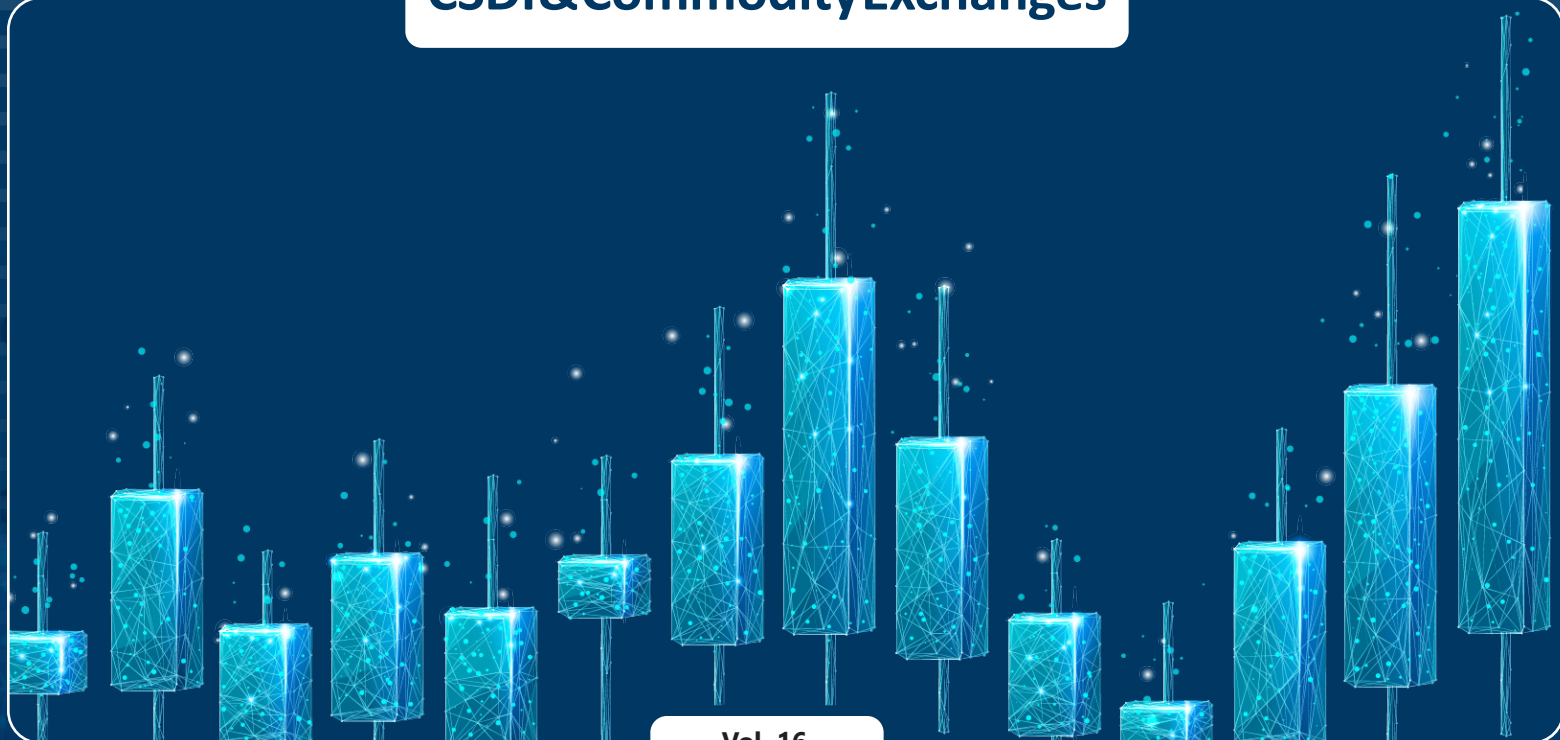


شرکت سپرده‌گذاری مرکزی
اوراق بهادار و تسویه وجوه

Central Securities
Depository of Iran

CSDI & Commodity Exchanges



Vol. 16
December 2024

CSDI & Commodity Exchanges

IRENEX Spot Market

Total value of Trades in
Export Venue (USD)

230,196,963

Percentage Value
of Settled Trades in
International Venue

%99

Percentage Value of Trades
in Domestic Venue

%42

Percentage Value of Trades
in International Venue

%58

Commodity-Backed Securities Market Commodity Markets

Total Value of Standard
Parallel Salam Contracts
(IR Rial)

43,922,795,232,401

Total Value of Commodity-
Backed Securities (Settled
in CSDI- IR Rial)

67,155,586,975,388

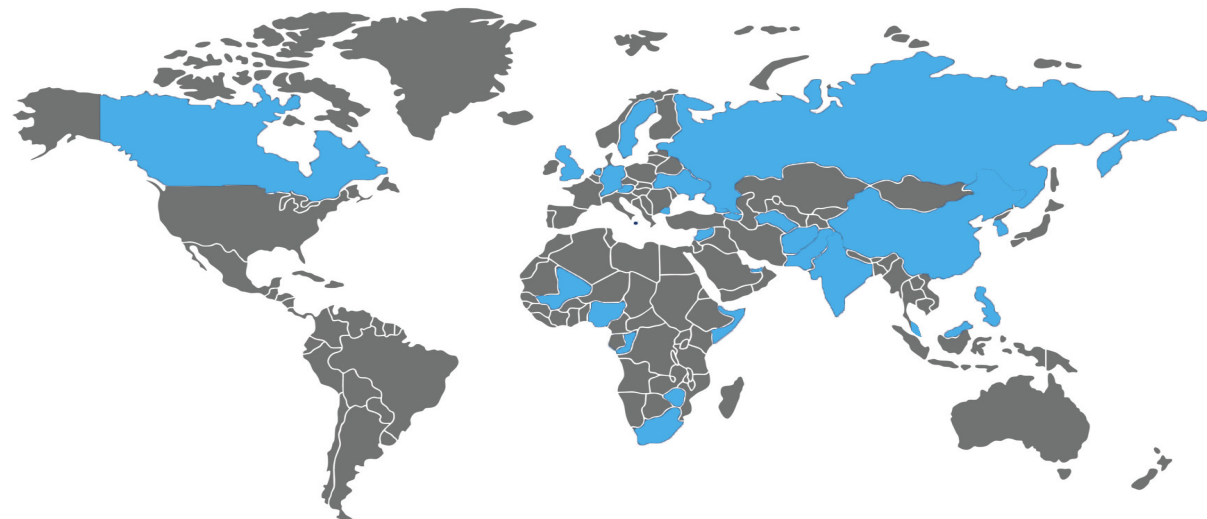
Total Value of Commodity
Fund Contracts (IR Rial)

569,578,192,287,678

Total Value of Certificate of
Capacity
Transactions (IR Rial)

1,881,847,500,000

Foreign Trading Accounts Opened on IRENEX Spot Market



- | | | | | | | |
|--|--|---|--|--|--|---|
|  Oman |  Turkmenistan |  Iraq |  Armenia |  UAE |  Somalia | |
|  Pakistan |  Netherlands |  Uzbekistan |  Turkey |  South Africa |  Afghanistan |  China |
|  Zimbabwe |  Bahrain |  Germany |  Sweden |  Russia |  India |  Syria |
|  Mali |  Canada |  England |  Greece |  Ukraine |  Azerbaijan |  Georgia |
|  Malta |  Singapore |  Switzerland |  Malaysia |  Philippines |  South Korean | |

CSDI & Commodity Exchanges

Tradable Commodities in International Venue of IRENEX

Product	Offering Date	Suppliers	Volume	Offering Unit	Tradable Volume	Value (\$)	Base Price (\$)	Average Demand Price	Destination
LNG (Liquefied Natural Gas)	2024-12-03	Persian Gulf Star Oil	6,000	Ton	5,000	2,818,630	631/25	-79/50444444	All
	2024-12-18	Persian Gulf Star Oil	6,000	Ton	6,000	3,335,570	631/25	-90/76045455	All
	2024-12-22	Havayar Gas	2,185	Ton	2,185	1,051,378	480	480/7266667	All
	2024-12-23	Kangan Petro Refining	44,000	Ton	0	0	633/69	-150	All
	2024-12-25	Abadan Oil Refinery	2,000	Ton	0	989,620	631/5	-147/9966667	All
	2024-12-25	Abadan Oil Refinery	4,000	Ton	2,000	2,038,000	631/5	-133/5	All
	2024-12-25	Kangan Petro Refining	44,000	Ton	4,000	0	633/69	0	All
	2024-12-25	Persian Gulf Star Oil	6,000	Ton	6,000	3,310,900	631/25	-88/76842105	All
	2024-12-28	Sarkhoon and Qeshm Gas	1,000	Ton	3,000	521,600	632/5	-113/73625	All
	2024-12-28	Fajr Jam Gas Refinery	3,000	Ton	1,000	1,559,610	632/5	-112/6333333	All
	2024-12-28	South Pars Gas Company	100,000	Ton	100,000	52,376,800	632/5	-113/4739394	All
	2024-12-31	Bouali Sina Petrochemical	500	Ton	0	0	529/5	0	All
Heavy Nafta	2024-12-18	Abadan Oil Refinery	70,000	Ton	70,000	39,226,600	612/26	-53/325	All
Refined Residue	2024-12-04	Imam Khomeini Oil Refinery	10,000	Ton	10,000	5,319,000	531/9	531/9	All
	2024-12-20	Imam Khomeini Oil Refinery	10,000	Ton	10,000	5,334,000	533/4	533/4	All
	2024-12-14	Imam Khomeini Oil Refinery	10,000	Ton	10,000	5,313,000	531/3	531/3	All
	2024-12-16	Imam Khomeini Oil Refinery	10,000	Ton	10,000	5,313,000	531/3	531/3	All
	2024-12-23	Imam Khomeini Oil Refinery	10,000	Ton	10,000	5,335,000	553/5	533/5	All
	2024-12-30	Imam Khomeini Oil Refinery	10,000	Ton	10,000	5,332,000	533/2	533/2	All
Kerosene	2024-12-10	Persian Gulf Star Oil	280,000	Barrel	280,000	21,551,600	83/97	-7	All
Full Range Naphtha	2024-12-09	Persian Gulf Star Oil	35,000	Ton	35,000	19,121,900	591/11	-45/815	All

CSDI & Commodity Exchanges

Product	Offering Date	Suppliers	Volume	Offering Unit	Tradable Volume	Value (\$)	Base Price (\$)	Destination
Nafta	2024-12-23	Pars Behin Palayesh Naft Qeshm	20,000	Ton	0	0	604/01	All
Nafta	2024-12-25	Pars Behin Palayesh Naft Qeshm	20,000	Ton	20,000	10,967,600	613/38	All
Light Cut (Oil and Petrochemical Refinery)	2024-12-23	Pars Behin Palayesh Naft Qeshm	144,000	Barrel	144,000	10,330,560	72/94	All
Pentane plus (+C5)	2024-12-01	Kangan Petro Refining	10,000	Ton	10,000	5,175,100	602/51	All
Refined Residue	2024-12-10	Persian Gulf Star Oil	3,000	Ton	0	0	415/93	All
	2024-12-29	Kermanshah Oil Refining Company	10,000	Ton	10,000	4,169,200	416/92	All
Raffinate	2024-12-03	Bouali Sina Petrochemical	3,000	Ton	500	281,445	562/89	All
	2024-12-10	Bouali Sina Petrochemical	3,000	Ton	0	0	560/03	All
	2024-12-11	Bisotun Petrochemical	5,000	Ton	5,000	3,544,000	708/8	All
	2024-12-31	Bouali Sina Petrochemical	3,000	Ton	0	0	578/83	All
Solvent 402	2024-12-31	Tabriz Oil Refining Company	5,000	cubic meter	5,000	3,048,710	535/5	All
Aviation Fuel	2024-12-30	National Iranian oil products Distribution Company	3,000	Ton	3,000	2,442,290	692/93	All
Raffinate2	2024-12-15	Shimibaft Petrochemical	5,000	Ton	5,000	2,361,015	445	All
C5 Hydrocarbon Cut	2024-12-03	Tabriz Petrochemical	1,200	Ton	1200	780,000	640	All
	2024-12-24	Tabriz Petrochemical	1,200	Ton	1,200	780,600	640	All
	2024-12-31	Tabriz Petrochemical	1,500	Ton	1,500	1,005,135	650	All
Hydrocarbon Cut C7_C9	2024-12-10	Tabriz Petrochemical	600	Ton	600	495,000	825	All
	2024-12-17	Tabriz Petrochemical	300	Ton	100	82,500	825	All

CSDI & Commodity Exchanges

Product	Offering Date	Suppliers	Volume	Offering Unit	Tradable Volume	Value (\$)	Base Price (\$)	Destination
Butane cut	2024-12-02	Bandar Abbas Oil Refinery	2,000	Ton	0	0	573	All
	2024-12-04	Bandar Abbas Oil Refinery	2,000	Ton	0	0	550	All
	2024-12-08	Bandar Abbas Oil Refinery	2,000	Ton	0	0	525	All
	2024-12-10	Bandar Abbas Oil Refinery	2,000	Ton	0	0	515	All
	2024-12-16	Bandar Abbas Oil Refinery	2000	Ton	2000	1,030,000	515	All
Light Hydrocarbon	2024-12-01	Rawshan Fam	350	Ton	350	261,800	748	All
Methanol	2024-12-04	Fanavaran Petrochemical Co.	1,000	Ton	0	0	268	All
	2024-12-11	Fanavaran Petrochemical Co.	1,000	Ton	500	135,500	271	All
	2024-12-18	Fanavaran Petrochemical Co.	1,000	Ton	50	14,500	290	All
	2024-12-25	Fanavaran Petrochemical Co.	1000	Ton	125	40,000	320	All

CSDI & Commodity Exchanges

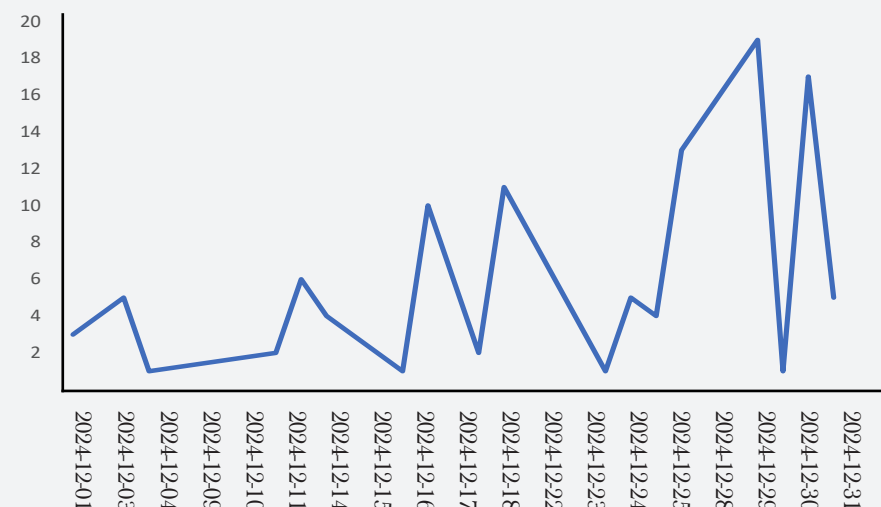
Product Offered but Not Traded (IRENEX Spot Market)

Product	Offering Volume	Offering Unit
Pentane Plus of Pars Petrochemical Company in the International Venue	500	Ton
Vacuum Residual of Persian Gulf Star Oil Company in the International Venue	3,000	Ton
Coal of Tabas Parvadeh Coal Company in the International Venue	30,000	Ton
Liquefied Gas (Propane and Butane) of Kangan Petro Refining Company in the International Venue	88,000	Ton
Liquefied Petroleum Gas (LPG) of Bou Ali Sina Petrochemical Company in the International Venue	500	Ton
Hydrocarbon from the First Cut of Gas Condensates of Aftab Oil Refining Company	34,000	Ton
Hydrocarbon from the Second Cut of Gas Condensates of Aftab Oil Refining Company	22,000	Ton

Ranking of Countries by Trading Volume (IRENEX Spot Market)

Country	Transaction Value (USD)
Emirates	88,518,830
Iran	65,297,870
Türkiye	24,581,400
Afghanistan	16,511,125
Pakistan	14,281,330
China	6,255,060
Oman	5,602,328
Georgia	5,175,100
Iraq	2,653,550
Armenia	1,320,370

Transaction Process (IRENEX Spot Market)



CSDI & Commodity Exchanges



Central Securities
Depository of Iran



+98(021)42365684



Intl@csdiran.ir



www.en.csdiran.ir